
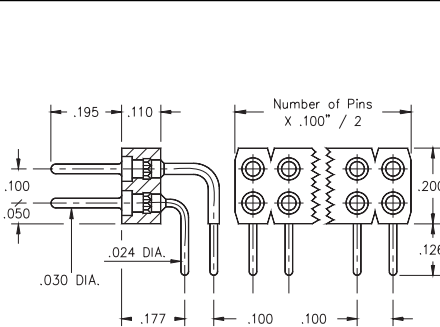


**Fig. 1**

- Pin interconnects available with straight MM #7007 or right angle MM #5005/5107 solder tails. See page 173 for details.
- Sockets are available with straight MM #1304 or right angle MM #1305/1306 solder tails. See pages 146 & 147 for details.
- MM #1304, #1305 & #1306 receptacles use Hi-Rel, 6-finger BeCu #47 contacts rated at 4.5 amps. Receptacles accept .030" diameter and .025" square pins. See page 211 for details.
- Insulators are high temp. thermoplastic.



**Ordering Information**



**Fig. 2**

**Fig. 1**

**Series 802...10-001      Straight Pin Header**

802-XX-0\_\_-10-001000

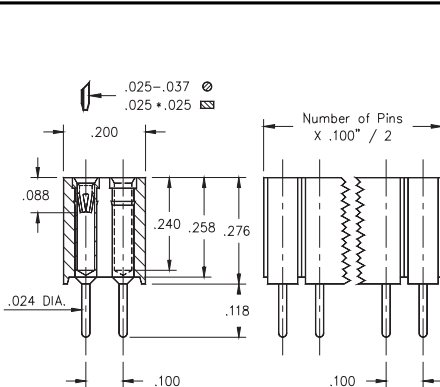
Specify # of pins      →      02-64

**Fig. 2**

**Series 802...20-001      Right Angle Pin Header**

802-XX-0\_\_-20-001000

Specify # of pins      →      02-64



**Fig. 3**



**XX= Plating Code**  
See Below

For RoHS compliance  
select **◇** plating code.

SPECIFY PLATING CODE XX=	<b>10◇</b>	<b>90</b>	<b>40◇</b>	
Pin Plating	10μ" Au	200μ" Sn/Pb	200μ" Sn	

**Fig. 3**

**Series 803...10-001      Straight Socket**

803-XX-\_\_-10-001000

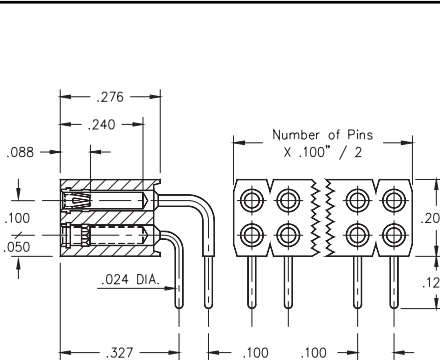
Specify # of pins      →      002-100

**Fig. 4**

**Series 803...20-001      Right Angle Socket**

803-XX-\_\_-20-001000

Specify # of pins      →      002-100



**Fig. 4**



**XX= Plating Code**  
See Below

For RoHS compliance  
select **◇** plating code.

SPECIFY PLATING CODE XX=	<b>13◇</b>	<b>93</b>	<b>99</b>	<b>43◇</b>	<b>44◇</b>
Sleeve (Pin)	10μ" Au	200μ" Sn/Pb	200μ" Sn/Pb	200μ" Sn	200μ" Sn
Contact (Clip)	30μ" Au	30μ" Au	200μ" Sn/Pb	30μ" Au	200μ" Sn